

UDT Metallics



PRODUCT NAME

UDT Metallics

MANUFACTURER

Ultra Durable Technologies

355 6th Ave N

Waite Park, MN 56387

Phone: 320-258-2266

Toll free: 800-722-2998

Website: www.ultradt.com

PRODUCT DESCRIPTION

UDT Metallics are dry, powdered pigments composed of mica particles and coated with various specialty organic and inorganic pigments. Combine UDT Metallics with MC-UV Epoxy to provide brilliant, iridescent, three-dimensional effects that turn concrete floors into a work of art. MC-UV Epoxy is specifically formulated to be 100% compatible with UDT Metallics, meaning built-in resistance to bubbles and outgassing as well as excellent clarity and hardness.

Follow UDTs detailed standard operating procedures (SOPs) to ensure a successful metallic application each and every time. UDT distributors and representatives will help you choose the best topcoat for your environment. This could be the popular EPIC water-based urethane, which yields an incredibly clear and smooth appearance (available in high gloss or matte), or the Ultra HTS high-solids urethane with long working times and extreme chemical and abrasion resistance.

UNIQUE ADVANTAGES

- Excellent self-leveling in MC-UV Epoxy
- Resists bubbles and outgassing
- Great color movement
- Superb UV-resistance and color-fastness
- Compatible with multiple UDT topcoats

PACKAGING

16 oz. (pint) wide-mouth jar

Recommended 1 x 16 oz. jar per 3 gallons MC-UV Epoxy

SHELF LIFE

3 Years (36 months) in original packaging

FLOOR PREPARATION

Concrete must be cured for 30 days prior to coating, structurally sound, and free of contaminants including but not limited to waxes, loose paint, dust, dirt, grime, oils, release agents, curing compounds, and any surface laitance (a layer of weak and non-durable material). Concrete should be shot-blasted or diamond ground to achieve a minimum CSP 2 or CSP 3 profile (30-80 grit metal-bond diamonds).

MOISTURE VAPOR EMISSIONS PRECAUTIONS

All interior concrete floors not poured over an effective moisture vapor retarder are subject to possible moisture vapor transmission that may lead to blistering and failure of the coating system. It is the coating applicator's responsibility to conduct calcium chloride and relative humidity probe testing to determine if excessive levels of vapor emissions are present before applying any coatings. A moisture test should be performed resulting in a maximum MVT rate of 3 pounds per 1000 sq. ft. in 24 hours. UDT can supply moisture remediation products and information. Consult your UDT distributor or representative for more information. UDT and its distributors and representatives will not be responsible for coating failures due to undetected moisture vapor emissions.

MIXING INSTRUCTIONS

- 1) Wear gloves and safety glasses when mixing.
- 2) Pre-mix MC-UV Epoxy part A for 1 minute.
- 3) By volume, pour out 2 gallons of part A into a separate mixing container.
- 4) Add 1 pint UDT Metallics and mix until uniform in color.
 - **Optional** - Cover and let metallic mixture sit for 24 hours to minimize clumping and comet effects.
- 5) By volume, add 1 gallon of part B to the mixing container and drill-mix on low-speed for 3 minutes.
 - **Optional** - Pour through a cloth sieve or filter.
- 6) Immediately pour all contents onto the floor and complete spreading and rolling within 25 minutes.

APPLICATION INSTRUCTIONS

SEE UDT METALLICS SOP FOR COMPLETE INSTRUCTIONS

- **Optional / recommended** - Prime floor with a thin coat (1-3 mils) of clear or pigmented UltraSpartic or MC-Epoxy.
- Apply base coat of pigmented UltraSpartic or MC-Epoxy.
- Apply body coat of MC-UV Epoxy mixed with UDT Metallics at a suggested coverage rate of 80 sq. ft./ gallon (20 mils).
 - **Optional** - Wear spiked shoes and mist xylene to achieve additional metallic movement.
- Allow to dry (12-16 hours).
- Topcoat with clear EPIC or Ultra HTS urethane. (Sand screen between all coats to minimize debris and defects)

WARRANTY

<https://ultradt.com/warranty/>



UDT Metallics


UDT Metallic Pigment Colors



Topaz



Fool's Gold



Red Brass




Proper Copper



Chocolate Sauce




Coffee



Red Hot



Superior Blue



Alabaster



Clean Slate



Gunmetal



Midnight Black

Ultra Durable Technologies provides this metallic color guide for preliminary color selection only. Physical color samples are available by request. However, colors may vary slightly due to application method, thickness, and background color choice.